

Multimedia Projector

EB-1940W/EB-1945W

EB-1950/EB-1955

EB-1960/EB-1965

EPSON
EXCEED YOUR VISION




Effective support for successful Meetings and Classes

SPECIFICATIONS			EB-1940W	EB-1945W	EB-1950	EB-1955	EB-1960	EB-1965		
Specification of Main Parts	LCD	Size	0.59 inch (x 3)		0.63 inch (x 3)					
		Pixel Number	1,024,000 dots (1,280 x 800) x 3		786,432 dots (1,024 x 768) x 3					
		Native Resolution	WXGA (16:10)		XGA (4:3)					
	Projection Lens	Manual focus & 1.6 x optical zoom F=1.51 - 1.99 / F=18.2 - 29.2 mm								
Lamp	Type	245W UHE								
	Life	2,500 hours (Normal mode) / 4,000 hours (Eco mode)								
Screen Size			29 to 280 inch [0.84 to 13.9 m]			30 to 300 inch [0.84 to 13.9 m]				
Offset			10:0							
Light Output*	Brightness Control Normal / Eco	4,200 lm / 2,910 lm		4,500 lm / 3,120 lm		5,000 lm / 3,470 lm				
Color Light Output*			4,200 lm		4,500 lm		5,000 lm			
Contrast*			3,000:1							
Sound Output			10W monaural							
Keystone Correction	Vertical	Auto / Manual								
	Horizontal	Manual		Auto / Manual		Manual		Auto / Manual		
Screen Fit			N/A		Yes		N/A			
Analog RGB	Input Terminal	Video	D-sub 15-pin x 2							
		Audio	Stereo Mini x 2							
	Output Terminal	Video	D-sub 15 pin x 1							
		Audio	Stereo Mini x 1							
Video	Input Terminal	Video	Composite Video: RCA (Yellow) x 1							
		Video	Component Video: D-sub 15-pin x 2 (corresponds with Analog RGB connector)							
		Video	RGB Video: D-sub 15-pin x 2 (corresponds with Analog RGB connector)							
	Audio	RCA x 1 (White/Red)								
Digital Input Terminal	Video & Audio	HDMI x 1 (1,280 x 720 dots) (720p)			HDMI x 1 (720 x 576 dots) (576i)					
Control	Terminal	USB Type B x 1								
Memory	Terminal	USB Type A x 1		USB Type A x 2		USB Type A x 1		USB Type A x 2		
Wireless LAN			N/A		Optional		N/A		Optional	
Operating Temperature			5°C to 35°C <41°F to 95°F>							
Operating Altitude			Up to 7,500 feet <2,286 m> (over 4,921 feet <1,500 m> area: with High Altitude mode)							
Start-Up Period			About 8 sec.							
Direct Power On / Off			Yes							
Cool-Down Period			Instant off							
Power Supply Voltage			100 - 240V AC +/- 10%, 50/60Hz							
Power Consumption	100-120V	Lamp on	353W							
		Stand by	0.36W (Network Off)							
	220-240V	Lamp on	337W							
		Stand by	0.44W (Network Off)							
Dimensions Exclude Feet (D x W x H)			271 x 377 x 93							
Weight			Approx. 8.3 lbs. / 3.7 kg		Approx. 8.5 lbs. / 3.9 kg		Approx. 8.3 lbs. / 3.7 kg		Approx. 8.5 lbs. / 3.9 kg	
Fan Noise	Brightness Control : Normal / Eco	37dB / 29dB								

*Light Output / Color Light Output / Contrast --- Color mode: Dynamic, Zoom: Wide

CONNECTOR PANEL (EB-1940W / 1950 / 1960)

CONNECTOR PANEL		
1 DisplayPort	2 HDMI	3 Video
4 Computer 2	5 USB (Type B)	6 USB (Type A)
7 LAN	8 Computer 1	9 Monitor Out
10 Audio 1	11 Audio Out	12 Audio - R
13 Audio - L	14 Audio 2	15 RS - 232C

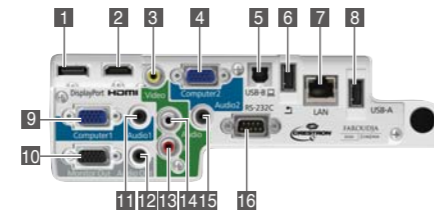


PROJECTION DISTANCE (EB-1950 / 1955 / 1960 / 1965)

4:3 Screen size	Shortest (Wide)	Longest (Tele)	Offset
X (screen size / dimension)	Y (cm / inch)		Z (cm / inch)
60" / 150 cm x 91 cm / 47.2" x 35.4"	169 / 66	275 / 108	-10 / 32.3
80" / 180 cm x 120 cm / 63.0" x 47.2"	226 / 89	368 / 145	-13 / 43
100" / 200 cm x 150 cm / 78.7" x 59.1"	283 / 111	460 / 181	-16 / 53.8
200" / 410 cm x 300 cm / 161.4" x 118.1"	568 / 224	923 / 363	-32 / 107.5

CONNECTOR PANEL (EB-1945W / 1955 / 1965)

CONNECTOR PANEL		
1 DisplayPort	2 HDMI	3 Video
4 Computer 2	5 USB (Type B)	6 USB (Type A) 1
7 LAN	8 USB (Type A) 2	9 Computer 1
10 Monitor Out	11 Audio 1	12 Audio Out
13 Audio - R	14 Audio - L	15 Audio 2
16 RS - 232C		



PROJECTION DISTANCE (EB-1940W / 1945W)

16:10 Screen size	Shortest (Wide)	Longest (Tele)	Offset
X (screen size / dimension)	Y (cm / inch)		Z (cm / inch)
60" / 150 cm x 91 cm / 51.0" x 32.0"	179 / 70	292 / 115	-2 / 31
80" / 170 cm x 110 cm / 67.0" x 43.0"	239 / 94	390 / 153	-3 / 41.3
100" / 220 cm x 130 cm / 87.0" x 51.0"	300 / 118	488 / 192	-3 / 51.7
200" / 430 cm x 270 cm / 169.0" x 106.0"	603 / 237	979 / 385	-7 / 103.3

SUPPLIED ACCESSORIES

Power Cable 1.8 m
Remote Control
With AA type alkaline batteries x 2 pcs
Computer Cable
Owner's Manual
Bundled software

OPTIONAL ACCESSORIES

ELPLP75	Spare Lamp
ELPAF41	Air Filter Set
ELPKS65	Soft Carrying Case
ELPAP07	Wireless Module
ELPAP09	Quick Wireless Key
ELPDC06	Document Camera
ELPDC11	Document Camera
ELPIU01	Interactive Unit

Bold, Bright, Beautiful... 3LCD Technology

3LCD technology achieves bright, natural images and smooth, sharp video playback. No color break-up makes images gentle on the eyes.



Optical unit with high light-use efficiency

WARRANTY SERVICE

2 Years Onsite Warranty Service to be provided for local purchase only.



The warranty service can be extended by purchasing Epson Coverplus Extended Warranty. For more information, please contact Epson customer support.



EPSON
EXCEED YOUR VISION

Epson Hong Kong Limited
Unit 715-723, 7/F Trade Square,
681 Cheung Sha Wan Road,
Cheung Sha Wan, Kowloon, Hong Kong



R & B COMPUTER SYSTEMS LTD.

力衡電腦系統有限公司

2749 3325

www.rnb.com.hk
rnb@rnb.com.hk

Unit 1009, Global Gateway Tower, 63 Wing Hong Street, Cheung Sha Wan, Kln., HK
香港九龍長沙灣永康街 63 號 Global Gateway Tower 1009 室

Sales hotline : (852) 2827 8711
Technical hotline : (852) 2827 8911

URL: www.epson.com.hk

MAY12-03-PROJECTOR



Bright and light

With a high 5,000 lm* brightness setting you don't have to draw the curtains for rooms of up to 60-100 people. It's possible to use it in an office or classroom without dimming the lights. Its 3.7 kg weight** makes it easy to take it with you.

*EB-1965 / 1960 : 5,000 lm
 EB-1955 / 1950 : 4,500 lm
 EB-1945W / 1940W : 4,200 lm
 **EB-1965 / 1955 / 1945W : 3.9kg
 EB-1960 / 1950 / 1940W : 3.7kg

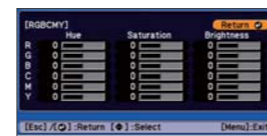
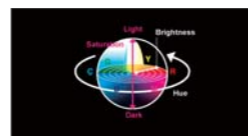


Image quality enhancement features

Advanced image customization

Six axis color adjustment

Users can adjust the hue, saturation, and brightness for the exact color balance they prefer.



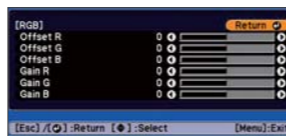
Gamma

Users can adjust gamma to set the middle tones of images.



RGB adjustment (Offset / Gain)

Users can separately adjust R, G, and B of both dark parts (by offset) and bright parts (by gain) in the image.



DICOM SIM mode

This color mode produces images with clear shadows, ideal for projecting X-rays and other medical images.

* This projector is not a medical device and can not be used for actual medical diagnosis.



DICOM SIM mode

Faroudja DCDi Cinema

This chip utilizes precise I/P conversion and scaling for sharpness, finely detailed images and smooth, realistic motion.




Rich functions for more effective meetings

Smart device wireless connection "Epson iProjection"

Epson iProjection is the application for transferring images and files on your smart devices, to Epson networking projectors. This is your solution for smooth and smart projection.

*EB-1960 / 1950 / 1940W : Wired LAN connection with wireless LAN access point required.



Multi PC Projection

With Epson "EasyMP Multi PC Projection" freeware. Up to 32 computers can connect to one projector, with screens from any four computers being projected at a time.

*EB-1965 / 1955 / 1945W



Split Screen

Split Screen allows inputs from two separate sources to be displayed side by side on the same screen. In a video conference, for example, images of presentation materials and remote participants can be shown simultaneously.



PC Free (EB-1965 / 1955 / 1945W) Slide Show (EB-1960 / 1950 / 1940W)

Simply save movie files like MPEG2* / MPEG4*, JPEG pictures and PDF files to USB memory device, insert into the projector and the files are projected automatically.

*Applicable to EB-1965 / 1955 / 1945W only




EB-1940W/EB-1945W EB-1950/EB-1955 EB-1960/EB-1965



Easy installation and setting

V&H Keystone Correction

These projectors provide vertical and horizontal keystone correction. It is not necessary to put the projector in the center of the desk - you can put the projector anywhere you want.



Real-Time Auto V&H Keystone Correction

Simply turn on the power and direct the projector toward the screen or wall and the image will be automatically corrected in virtually no time at all.

*EB-1965 / 1955 / 1945W

H Keystone Slider

Horizontal screen corrections can be done quickly and easily by sliding the adjustment bar either left or right.


*EB-1960 / 1950 / 1940W



Screen Fit

In cases where the image extends beyond the frame of the screen or whiteboard, you just have to push the "Screen Fit" button and the image frame automatically matches up with the edges of the screen.

*EB-1965 / 1955 / 1945W



Easy to search access point

The projector will find access points automatically when EasyMP Network projection program is activated.

*EB-1965 / 1955 / 1945W

Focus Help

Pushing the "Focus Help" button, you can adjust the focus easily by looking at the figure and bar gauge displayed on the screen during adjustment.


*EB-1965 / 1955 / 1945W



Wide-ranging connectivity

Depending on the situation, you can choose from a variety of connection methods including DisplayPort, HDMI, USB memory device, USB cable, LAN, and wireless connection*. It is also possible to connect Epson's ELPDC06 document camera directly with a USB cable.

*EB-1965 / 1955 / 1945W



Advanced monitoring & control function

Schedule function

These projectors can run programs as scheduled with a built-in clock, even without a PC. Up to 30 programs can be registered.

*EB-1965 / 1955 / 1945W



EasyMP Monitor

With EasyMP Monitor, a single PC can see which projectors are available and if they are running efficiently, even across the biggest networks.

Message Broadcasting

*This is a plug-in software of EasyMP Monitor. This feature allows an administrator to send messages or announcements with JPEG files to one or any number of projectors on the network - very useful for group announcements.

Compatibility with major system companies

Administrators can develop a system using any brand or standard of system controllers such as Crestron, AMX, Extron or PLink™.

