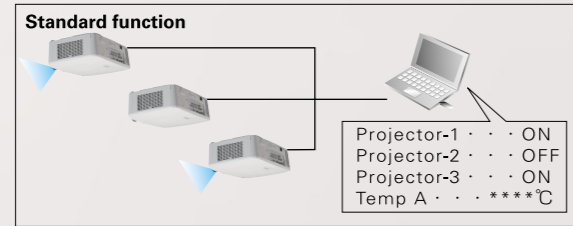


A Wired LAN Network Control function* is included as standard equipment.

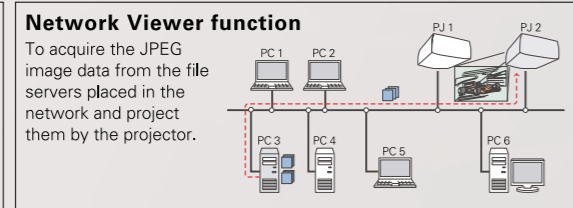
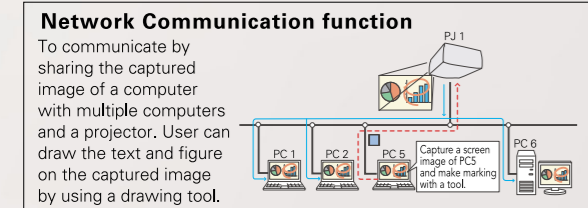
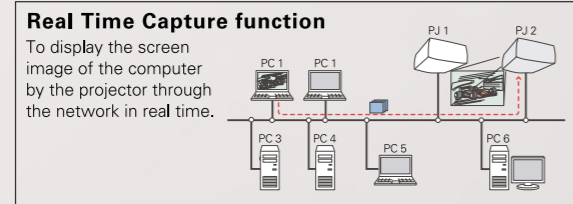
A centralized management and control system can be easily configured.

* This function comes as standard equipment.



Featuring the PJ-Net Organizer Board (OPTION)

The PJ-Net Organizer (POA-PH03C) is provided as standard equipment, for centralized control of projectors over a wired network. Installing the optional PJ Master into a PC or server also lets you control the PJ-Net Organizer-mounted projectors over a network.

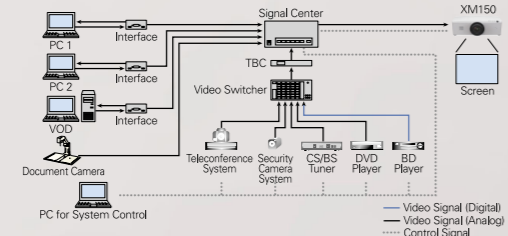


Responding to a Host of Large-Screen Needs


Conventions and Other Events



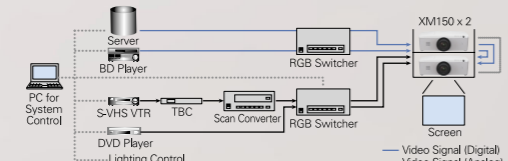
Project crisp, sharp images from a variety of sources - PCs, document cameras, BD Player and more. With the PLC-XM150's high output and brightness, there's no need to dim the room lights - so viewers can read handouts and take notes comfortably during the presentation. Using a PC gives you total control over image source switching, for easy, flexible large-screen presentations.



Theaters and Halls



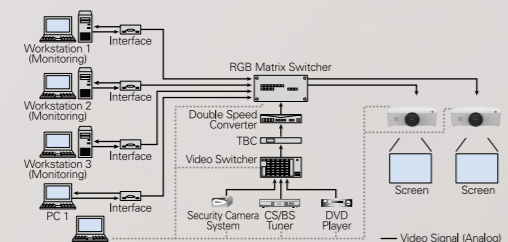
Stack two PLC-XM150 units, and you can project images from high-definition sources onto a large screen at an even higher brightness level. Using a system control PC, all facets of the presentation - from start-up and brightness adjustment to image source switching - can be handled automatically. The PLC-XM150 is also ideal for "Cinema Advertising" - Works such as business commercials can be easily projected before or between movies.



Monitor Control



You can configure a large-screen monitor system by using multiple PLC-XM150's in a rear projection system to project images onto a multi-screen display. Use it to reproduce complex visual information, such as network control schematics, maps, and images from surveillance cameras. Using a system control PC makes it easy to operate and manage this kind of system.



Specifications

Product Number	PLC-XM150	PLC-XM150L	PLC-XM100	PLC-XM100L
System	RGB liquid crystal shutter projection system			
LCD Panel	0.8 inch x 3, Aspect Ratio 4:3			
Projection Lens	Power-driven zoom (1 - 1.7x), f=26.9 - 45.4, F = 1.7 - 2.3 *XM150L/XM100L: Optional lens			
Light Source	330 W			
Screen Size (Projection Distance)	40" - 400" 1.3 - 22.9m (4.1-75.1') 100": 3.4m - 5.7m(11.2-18.7') (Projection distance varies depending on the lens)			
Color Reproducibility(When projecting video signal)	Full color (1.07 billion colors)			
Contrast Ratio (Full On / Full Off)*1	1000:1			
Brightness *1	6,000 lumens		5,000 lumens	
Uniformity	90 %			
Audio Output and Speaker	7W (monaural) 4cm (circular) x1			
Scanning Frequency	Horizontal: 15 - 100 kHz, Vertical: 48 - 100 Hz, Dot Clock: 140 MHz or less			
Resolution (resizing) (when using RGB signal)	1024 x 768 dots (WUXGA dot resizing possible)			
Terminals	PC Input • Digital input (x1): DVI-D (HDCP compatible) • Analog RGB input (x2), D-sub 15, BNC 5-type Video Input • Video input (x3): BNC 3-type (VIDEO / Y-Pb / Cb-Pr / Cr), RCA 3-type (VIDEO / Y-Pb / Cb-Pr / Cr), S-video Graphical Output • Analog RGB (x1): D-sub 15 *2			
Audio Input / Output	Audio input: Stereo mini jack x2, RCA (L, R) x 1 • Audio output: Stereo mini jack x1 Controller Input / Output, and Other • Control port (x1), D-sub 9 • USB terminal, type B x1 *3 • Wired remote control connection terminal, Mini jack x1 • Wired LAN, RJ-45 (100Base-TX / 10Base-T)			
Operating Temperature	6 - 40 °C			
Power Consumption	100-120 V	490 W Standby; 0.4 W / 22 W (Eco / Network)	423 W Standby; 0.4 W / 22 W (Eco / Network)	400 W Standby; 0.6 W / 24 W (Eco / Network)
Power Source	200-240 V	460 W Standby; 0.6 W / 24 W (Eco / Network)	AC 100 - 120 V, AC 200 - 240 V, 50 / 60 Hz	
Dimensions (WxHxD)	489.5 x 164.0 x 434.8 mm 19.3 x 6.5 x 17.1 inch (PLC-XM150 / XM100) 489.5 x 164.0 x 371.1 mm 19.3 x 6.5 x 14.6 inch (PLC-XM150L / XM100L)			
Weight	9.7 kg (21.3 lbs)			
Main Accessories	Removable power cord x1, USB cable x1, D-sub 15 cable x1, PIN code-label, Quick reference guide, Owner's manual(CD-ROM), Remote control x1 (AAA battery x2)			

*1 Measurement, measuring conditions, and method of notation all comply with ISO 21118 international standards. *2 For analog signals only. Some restrictions apply to output signals. Not all types of input signals are supported. *3 The USB interface may not be compatible with every USB device. * All product names and company names are trademarks or registered trademarks of their respective companies. * Product appearance and specifications are subject to change without notice. Replacement Lamp Type No.: P04-LMP138 (PLC-XM150/XM150L) P04-LMP137 (PLC-XM100/XM100L)

Optional Lenses

Part Number	LNS-W21	LNS-W20	LNS-S20 (PLC-XM150/XM100)	LNS-T20	LNS-T21	
Type	Short Fixed Lens	Short Zoom Lens	Standard Zoom Lens	Long Zoom Lens	Long Zoom Lens	
Image						
Motor Driven	No	Yes	Yes	Yes	Yes	
Zoom/Focus	Fixed/Power	x1.3/Power	x1.7/Power	x1.6/Power	x1.6/Power	
Focal length(mm/inch)	13.05 / 0.51	20.4-27.6 / 0.80-1.09	26.9-45.4 / 1.06-1.79	45.6-73.8 / 1.80-2.91	73.9-117.2 / 2.91-4.61	
F value	2.0	1.8-2.3	1.7-2.3	1.8-2.3	1.8-2.3	
Lens aperture(φ mm/inch)	108 / 4.25	115 / 4.53	108 / 4.25	108 / 4.25	108 / 4.25	
Weight(Kg/lbs)	1.08 / 2.38	1.20 / 2.64	0.85 / 1.87	1.18 / 2.60	1.20 / 2.64	
Part Number	H13H2	1:1(Fixed)	10:0-1:1(approx.)	10:0-1:1(approx.)	10:0-1:1(approx.)	
Throw Ratio	0.8:1	1:1(Fixed)	3:2-2:3(approx.)	3:2-2:3(approx.)	3:2-2:3(approx.)	
Throw distance	m ft		m ft		m ft	
inch WxH(m)	Fixed	Wide Tele	Wide Tele	Wide Tele	Wide Tele	Wide Tele
40	0.8 x 0.6	0.60 / 1.97	1.0 / 3.3	1.3 / 4.3	1.7 / 5.6	2.2 / 7.2
60	1.2 x 0.9	0.93 / 3.06	1.5 / 5.0	2.0 / 6.6	2.7 / 8.9	3.5 / 11.5
80	1.6 x 1.2	1.26 / 4.14	2.0 / 6.6	2.7 / 8.9	3.5 / 11.5	4.5 / 14.8
100	2.0 x 1.5	1.59 / 5.22	2.5 / 8.2	3.3 / 10.8	4.5 / 14.8	6.0 / 19.7
120	2.4 x 1.8	1.92 / 6.30	3.0 / 9.8	4.0 / 13.1	5.5 / 18.0	7.5 / 24.3
150	3.0 x 2.3	2.42 / 7.93	3.8 / 12.5	5.0 / 16.4	6.8 / 22.3	9.0 / 29.5
200	4.1 x 3.0	3.24 / 10.63	5.1 / 16.7	6.7 / 21.9	9.0 / 29.5	12.0 / 39.4
250	5.1 x 3.8	4.07 / 13.34	6.4 / 20.9	8.4 / 27.6	11.4 / 37.6	15.0 / 49.2
300	6.1 x 4.6	4.89 / 16.05	7.7 / 25.1	10.1 / 33.1	13.5 / 44.3	18.0 / 59.1
350	7.1 x 5.3	5.72 / 18.75	8.9 / 29.2	11.8 / 37.6	16.0 / 52.5	21.0 / 68.9
400	8.1 x 6.1	6.54 / 21.46	10.1 / 33.1	13.5 / 44.3	18.0 / 59.1	24.0 / 78.7

* Approximate projection distances are calculated based on lens specifications. Individual lenses diverge from this figure by ±5% due to slight variations in lens size shape

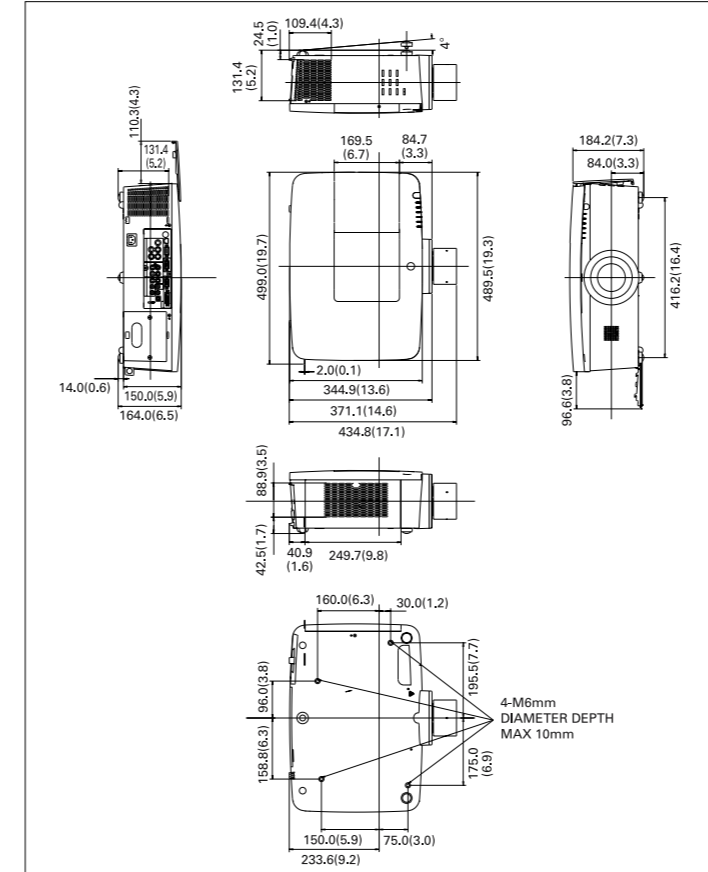
Terminals



Remote control



External dimensions (unit: mm(inch))



All products manufactured by the Projector Division of SANYO's Digital System Company employ a quality management system that has undergone the inspection and registration process of the ISO 9001 international standard.



SANYO's Digital System Company has received ISO 14001 certification for the environmental management system used in its factory.



<http://www.sanyo-lcdp.com>

Caution: Please consult the instruction manual to ensure safe and proper operation of the product.

Distributed by:



Think GAIA
For Life and the Earth



XGA Multimedia Portable Projector

PLC-XM150/XM150L
PLC-XM100/XM100L

Higher Brightness Images, Reliable Operation,
Flexible Usage For Professional Use



PLC-XM150 / XM150L Brightness of 6,000 lumens
PLC-XM100 / XM100L Brightness of 5,000 lumens

© 2009 SANYO Printed in Japan 2009.11 St. SML145



Higher Brightness Images, Reliable Operation, Flexible Usage For Professional Use

Features a highly reliable new optical engine with inorganic panels, this projector has a brightness of 6000 lumens (XM150/XM150L) and a high contrast of 1000:1*, putting it at the top of its class in performance. Naturally suited to use in venues such as large meeting rooms, conference rooms and lecture halls, the projector is also ideal for projecting digital signage in bright places.

*When in 'Auto' lamp mode



Advertising and Cinema-Adverts



Educational Use



Showrooms and Business Use



Exhibitions, Event and Amusement

Lens center layout (symmetry)

A symmetrical design with the lens in the center of the projector has been adopted to suit ceiling installation in particular. This allows the projector and the screen to be centered together, which not only makes design and installation much easier, but also offers a sense of greater stability through symmetry of the positioning between projector and screen.




Easier Replacement

Lamp replacement has been simplified to make maintenance easier. Easy removal and replacement of the lamp from the top. Of course the lamp can also be replaced easily even if the projector is ceiling mounted.



Active Maintenance Filter (AMF) System

Maintenance for the filter, which prevents dust from entering the projector, is an extremely important task for sustaining projector performance. Built-in airflow sensors and atmospheric pressure sensors detect changes in the intake airflow volume and filter clogging. If the airflow drops level, the filter is automatically wound in to produce a below a predetermined clean filter surface, so there is no need to manually clean the filter. The replacement cycle for the filter cartridge is approximately 10,000 hours.* This raises reliability while lowering maintenance costs. When the filter is completely wound in, an indication appears on the screen when the power is turned on or when the screen is switched.

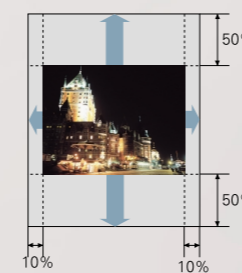


* Lamp Control: This value is calculated by an original SANYO test based on JIS D0207 test methods with Normal mode selected.

Powered Vertical/Horizontal Lens Shift

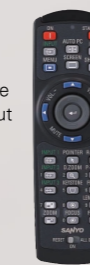
All models are equipped with a Powered Vertical/Horizontal Lens Shift function and an Electrical Zoom/Focus function that lets you adjust the projection position without having to move the projector. The powered function makes it easy to achieve fine positioning adjustments, using the remote control, even for projectors installed in high places.

Powered lens shift (Vertical, Horizontal)
Featuring both vertical and horizontal lens shift (vertical: +/- 50 %, horizontal: +/- 10 % (maximum)), the PLC-XMseries enables intuitive operation for easy on-site setup.



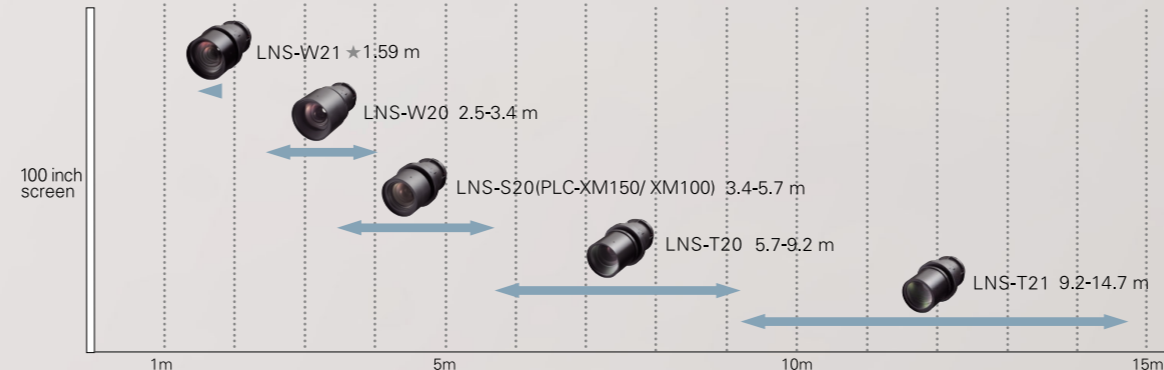
Powered zoom and focus

Zoom and focus can be carried out electronically, so that adjustments can be made easily (smoothly). Of course operations can also be carried out using the remote control, so that adjustments can be carried out easily from a distance even after the projector has been installed in a high location.



A wide range of optional lenses

5 different optional lenses for various uses
Projection distance of standard lens (to 100 inch screen)



* It might be different depending on setting situation

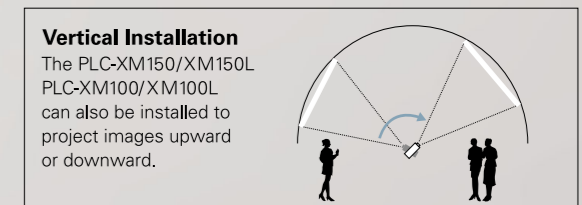
Interchangeable Lenses (Optional)

To enable projection in various locations, the lens lineup extends from short to long focus lenses. No additional tools are necessary for changing lenses. Simply press the button and screw in the interchangeable lens.



Tilted Installation Possible (360° Tilt Angle)

The projector can be installed at a 360° tilt angle in the vertical direction. This makes it possible to project images facing directly above or below the projector.



Vertical Installation
The PLC-XM150/XM150L PLC-XM100/XM100L can also be installed to project images upward or downward.

Mechanical Shutter System

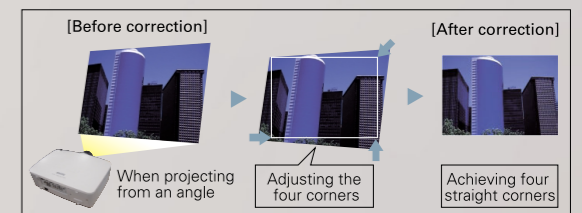
The Mechanical Shutter system is popular for a variety of professional uses. It allows this star-studded selection of SANYO Portable projectors to meet a host of demanding business needs, including meetings, entertainment and promotional applications.

Auto Input Signal Search

When using a conventional projector, you have to physically select the input signal. Auto Input Signal Search automatically determines the input signal when the projector is installed and the power is turned on, and sets the input for you.

Corner Keystone

The Corner Keystone function corrects trapezoidal distortion. To square the image, simply designate the four corners with the remote control or projector buttons. The corrected data is stored in memory, so rectangular screens can be displayed with permanently installed projectors at lecture hall and conference room.




7-Watt Speakers

High-output 7-watt speakers built into the projector produce powerful sound in spaces such as conference rooms and classrooms.

Antitheft Hook

The antitheft hook lets you attach a chain to the projector for strong protection against theft.



XGA
Multimedia
Projector

PLC-XM150/XM150L
PLC-XM100/XM100L

Brightness of 6,000 lumens

Brightness of 5,000 lumens