

Multimedia Projector EMP-400W

EPSON
EXCEED YOUR VISION



LESS SHADOW AND LESS SPACE, ULTRA SHORT FOCUS PROJECTOR 1800ANSI lm WXGA

THE MOST SUITABLE PROJECTOR FOR USE IN COMBINATION
WITH AN INTERACTIVE WHITEBOARD IN THE CLASSROOM

Ultra Short Focus Lens

Project An Impressive Screen Size From Close Range

It adopts a newly developed ultra large caliber, high precision lens, allowing it to project a 60 inch screen from as near as 65cm.

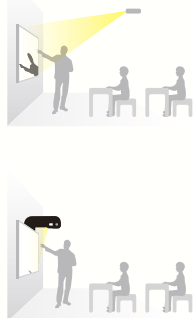
*The width to length ratio is 16:10



Attach to the Whiteboard

Best Suited For Lessons At A School

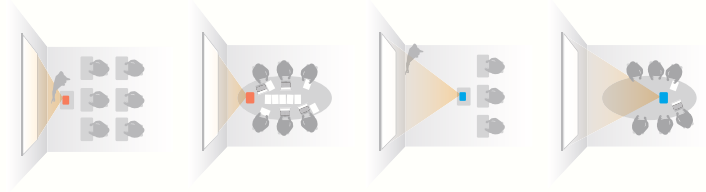
The EMP-400W reduces the appearance of shadows making it possible to do lessons without worrying about causing silhouettes, because it projects from up close, where the presenter is situated. This means the presenter doesn't need to be concerned with where he stands and makes it possible to use the classroom more freely.



Place on the Table

Make Efficient Use Of Table Space

With EMP-400W it is possible to place it on the edge of the table near the screen where it is not in the way, allowing for more efficient use of valuable table space.



WXGA Size Images

Wide And Powerful Images

EMP-400W projects in Wide XGA (1280 x 800 pixels) which is an increasingly common format with recent PCs. If Wide XGA images are projected laterally wide to a whiteboard as they are on the PC screen, it makes for more effective presentations than before with wide and powerful images.



10W Speaker

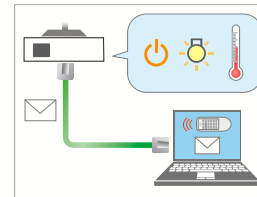


Powerful
10W



The high output speaker allows you to hear clearly, even in large spaces such as a meeting room or classroom.

Network Functionality



EMP-Monitor

Oversee and control the state of a projector from a remote LAN connected PC. The PC acts as remote controller, allowing

you to turn the power on and off, change between sources, and control and monitor the lamp and temperature conditions. This feature enables the user to deal with a problem "BEFORE" it happens, unlike other applications that notify you when a problem has occurred, after it is too late.

Tough Security Bar, Password Protect and Kensington Lock


EMP-400W have a built-in, tough security bar as a reliable countermeasure against theft. Password protection and a Kensington Lock are also built-in to give peace of mind when used in high traffic venues.



Other Features

- Direct Power On/Off
- 8 Color Modes
- Quick Start-up 5sec.
- 1.35x Digital Zoom

4000 Hours Long-life Lamp



New E-TORL Lamp

The new longer lamp-life makes it an economical choice. Plus, you don't have to worry about the lamp burning out.

* In Low Brightness mode.

Multimedia Projector EMP-400W

SPECIFICATIONS

		EMP-400W		
Projection System		RGB Liquid-Crystal Shutter Projection System		
Specification of Main Parts	LCD	Size	0.56 inch with MLA (x 3)	
		Driving Method	Polysilicon TFT Active Matrix	
		Pixel Number	1,024,000 dots (1280 x 800) x 3	
		Native Resolution	WXGA	
		Aspect Ratio	16:10	
Projection Lens	Type	Manual Focus & 1.35x Digital Zoom		
		F=1.80 / f=6.48 mm		
Lamp	Type	170 W UHE		
	Life	3000 hours (High Brightness mode) / 4000 hours (Low Brightness mode)		
Screen Size (Projected Distance)		50 to 110 inch [0.54 to 1.22 m]		
Offset		10: -1.5		
Brightness	High / Low Brightness Mode	1800 ANSI lm / 1420 ANSI lm		
Contrast		500:1		
Color Reproduction		Full-Color (16.77 million colors)		
Sound Output		10 W Monaural		
Effective Scanning Frequency Range (Analog)	Pixel Clock	13.5 MHz to 162 MHz		
	Horizontal	15 KHz to 92 KHz		
	Vertical	50 Hz to 85 Hz		
Analog RGB I/O	Display Performance	Native	1280 x 800 dots (WXGA)	
		Resize	UXGA / SXGA / SVGA / VGA	
	Input Terminal	Video	D-sub 15-pin x 2	
		Audio	Stereo mini-jack x 2	
	Output Terminal	Video	D-sub 15-pin x 1	
		Audio	Stereo mini-jack x 1	
Video I/O	Input Signal	Video Standard	NTSC / NTSC4.43 / PAL / M-PAL / N-PAL / PAL60 / SECAM	
			Composite Video: RCA (Yellow) x 1	
	Input Terminal	Video	S-Video: Mini DIN x 1	
			Component Video: D-sub 15-pin x 2	
			Video-RGB: D-sub 15-pin x 2	
	Audio	RCA x 1 (White / Red)		
Control I/O	Serial I/O	RS-232C		
Network Interface I/O		LAN (RJ45) x 1		
Operating Temperature		5°C to 35°C <41°F to 95°F>		
Operating Altitude		Up to 7,500 feet <2,286 m> (over 4,921 feet <1,500 m> area: with High Altitude mode) about 5 sec.		
Start-Up Period		Instant off		
Cool-Down Period		Instant off		
Power Supply Voltage		100 - 240 VAC ±10% , 50 / 60 Hz		
Power Consumption		100 - 240 VAC 50 / 60 Hz 2.8 - 1.2 A		
Dimensions (D x W x H)		258 x 327 x 95 mm (Excludes Feet)		
Weight		Approx. 7.9 lbs. / 3.6 kg		
Fan Noise	High / Low Brightness Mode	35 dB / 28 dB		

Brightness* : Color mode : Game, Zoom : Wide

SUPPLIED ACCESSORIES

Power Cable	3.0 m
Remote Control	With AAA type alkaline batteries x 2pcs
Computer Cable	1.8 m <6 ft>, D-sub 15-pin cable
Password Protect Sticker	
Owner's Manual	

OPTIONAL ACCESSORIES

ELPLP42	Spare Lamp
ELPAF13	Air Filter Set
ELPSC06	50-inch Portable Roll Screen
ELPSC07	60-inch Portable Roll Screen
ELPSC08	80-inch Portable Roll Screen

WARRANTY SERVICE

2 Years Onsite Warranty
Service to be provided for local purchase only.



The warranty service can be extended by purchasing EPSON COVERPLUS Extended Warranty. For more information, please contact EPSON customer support.

Bold, Bright, Beautiful...3LCD Technology

3LCD technology achieves brighter, more natural images and smoother, sharper video playback. No color break-up makes images gentler on the eyes.



3LCD projector

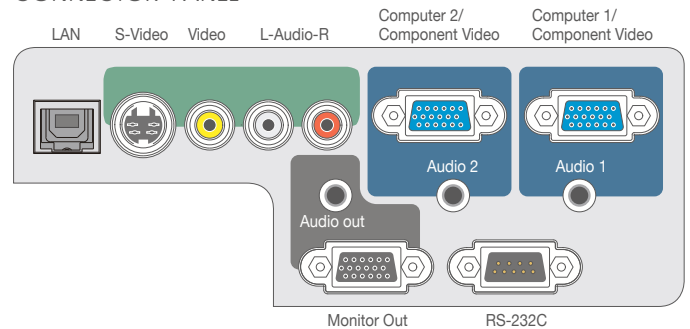
1-chip DLP** projector

*DLP** is a registered trademark or a trademark of Texas Instruments in the U.S. and / or other countries.

PROJECTION DISTANCE

EMP-400W						
16:10 Screen size		Wide	V-Offset	4:3 Screen size		
X (screen size / dimension)	Y (cm / inch)			X (screen size / dimension)	Y (cm / inch)	
min 37"	(39) / (15)	(7) / (2.9)		min 33"	(39) / (15)	(7) / (2.9)
40"	(42) / (17)	(8) / (3.2)		55"	67 / 26	13 / 5.0
50"	54 / 21	10 / 4.0		60"	73 / 29	14 / 5.4
60"	65 / 26	12 / 4.8		65"	80 / 31	15 / 5.9
70"	76 / 30	14 / 5.6		70"	86 / 34	16 / 6.3
80"	88 / 34	16 / 6.4		75"	93 / 37	17 / 6.8
85"	93 / 37	17 / 6.8		80"	99 / 39	18 / 7.2
90"	99 / 39	18 / 7.2		85"	106 / 42	19 / 7.7
100"	110 / 43	20 / 7.9		90"	112 / 44	21 / 8.1
max 110"	122 / 48	22 / 8.7		95"	118 / 47	22 / 8.6
				max 97.2"	122 / 48	22 / 8.7

CONNECTOR PANEL



EPSON
EXCEED YOUR VISION

EPSON HONG KONG LIMITED
20/F., Harbour Centre,
25 Harbour Road, Wanchai, Hong Kong

EPSON Customer Service Centre
Unit 517, Trade Square, 681 Cheung Sha Wan Road,
Cheung Sha Wan, Kowloon, Hong Kong
20/F., Harbour Centre,
25 Harbour Road, Wanchai, Hong Kong

Enquiry hotline : (852) 2827 8711
Technical hotline : (852) 2827 8911

URL: www.epson.com.hk

JAN08-42-PROJECTOR