

HITACHI
Inspire the Next



Why are Hitachi projectors ideal for
medium and large spaces?

LCD PROJECTORS
CP-X608
CP-X605



CP-X608



CP-X605

Because of their Superior Maintainability,
you can install them in various ways with no problem.


Manual Lens Shift

The lens can be moved manually to shift the position of the image. It can be moved 9cm (3-9/16") to the left and right, and 50cm (19-11/16") up and down on a 70" screen. Fine adjustments after ceiling installation can be done using a screwdriver. Adjusting the screen position can also be done easily.



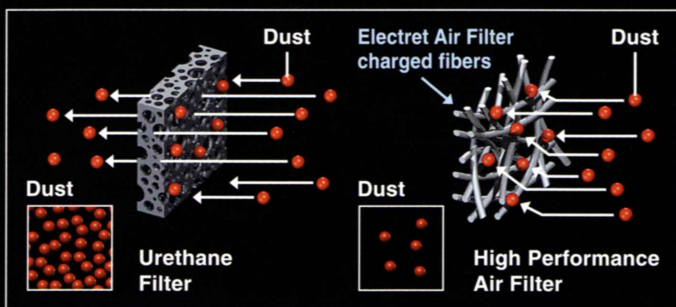
Lamp Door on Top

The door used to replace the lamp is on the top of the projector, making it easy to change the lamp when the projector is installed on the ceiling.



High Performance Air Filter

The air filter uses Electret Air Filter charged fibers to efficiently filter out dust so performance does not suffer even in dusty environments.



Scheduling Functions


The timing of automatically switching each projector's power on and off can be set from a computer. In education and training situations, power on and off can be set to coincide with lesson periods, saving energy and lamp time.

Internal Clock Correction

When the projector is connected to a network it automatically accesses a server, which in turn automatically corrects the projector's internal clock.

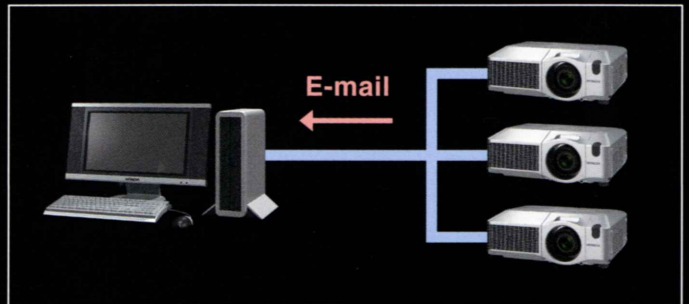
Projector Monitoring and Control

The CP-X608 and CP-X605 can be integrated into a LAN for centralized monitoring of power, input, lamp time and other functions. In fact, more than 500 projectors can be monitored from a single computer. It is also possible to control the power and other functions of a single specified projector or of all projectors linked via the LAN. This makes operating projectors installed in different rooms a simple task. Moreover, Projector Monitoring and Control can be applied to both wired and wireless networks.



E-mail Alerts

Using Simple Network Management Protocol (SNMP), the projector is able to remotely monitor and diagnose its status and the status of other network applications with SNMP Management Software. When an error or trouble occurs, the projector uses Simple Mail Transfer Protocol (SMTP) to send a warning message to up to five e-mail addresses.



Control and Monitoring via Web browser

Projectors can be controlled and monitored via a web browser without having to download and install application software.

Still Image Transfer (e-SHOT)* [CP-X605]


Using this function, VGA-quality still pictures can be transferred from a computer to the projector. And by using the Schedule function, the images can be shown at preset times for using the screen like a message board.

* To use these functions, it is necessary to download the appropriate software. Ask your dealer for details.

Because of their High Quality Presentation Capabilities, they display diverse strengths.


■ Wireless Presentations [CP-X608]

With the CP-X608, you don't need a cable for connection to a computer — it's done wirelessly! It's quick and easy to start your presentation, and there's no cable to get in your way. You can turn the projector on and off and adjust the volume with a control bar on the computer instead of using a remote control.



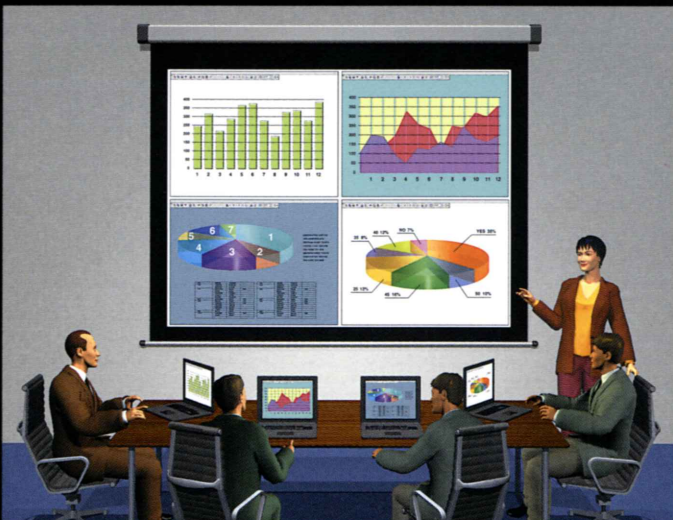
■ Computer-less Presentations [CP-X608]

More flexibility! You can use HDD media players, USB storage devices or ultra-handly SD cards to give presentations without a computer. In addition to compatibility with a variety of files, including MPEG4 (standard profile), JPEG, BMP and PNG, you enjoy the advantage of auto slide show and endless play functions.



■ Multi Screen Function for Conferences [CP-X608]

Images from up to four computers can be shown simultaneously on the screen to add more versatility to your presentations. Any of the images can be selected for viewing on the full screen.



■ Projection of External Data [CP-X608]

Data received by the control computer via LAN from an external memory device can be output from the projector. This means you have a much wider range of material to choose from.

■ High Brightness of 4,000 ANSI Lumens

With outstanding brightness of 4,000 ANSI Lumens, you can use these projectors to teach classes and make presentations without having to darken the room.

■ High Image Quality

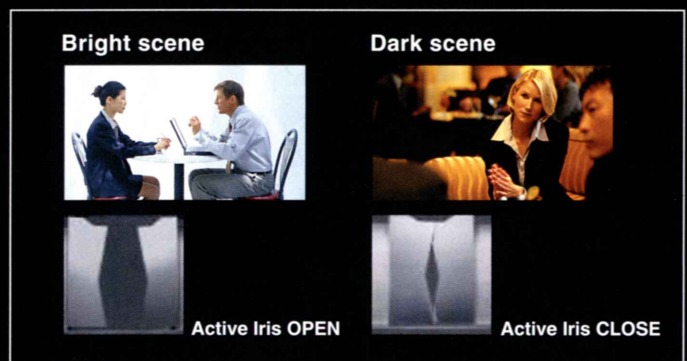
The CP-X608 and CP-X605 have a variety of functions to improve the images that they project. Thanks to Motion Adaptive Progressive Scan, 3:2 Pull Down, Noise Reduction, Equalizing Gamma and 3D Y/C Separation, you can even project moving pictures with beautiful clarity.

■ Quiet 28dB Whisper mode

In order to ensure high quality presentations with the CP-X608 and CP-X605, we have designed them to have a 28dB noise level, surprisingly low for this category of projector. Through careful noise suppression, they provide an ideal audiovisual environment.

■ Active Iris

In addition to a high 1000:1 contrast ratio, these projectors feature an Active Iris that is automatically controlled to ensure best image contrast and depth perspective during both bright and dark scenes.



■ Built-in 16W Speakers **SRS WOW**

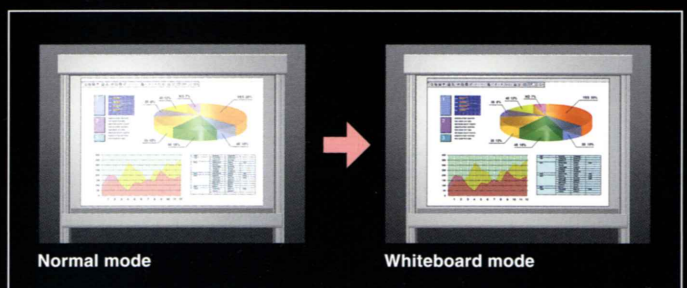
The CP-X608/X605 have four speakers (2-ch.) with a high output of 4W. You get 16W of total output without the need to connect external speakers. And thanks to SRS WOW*, the sound is both dynamic and clear.

SRS WOW is a trademark of SRS Labs, Inc.



■ Whiteboard Mode and Blackboard Mode


Images displayed on whiteboards may be too bright, so the Whiteboard mode changes the gamma curve to reduce the white peak. This lets you enjoy the benefits of a bright projector while limiting brightness to protect the eyes of students and others who may be viewing the whiteboard. The Blackboard mode provides better color balance when projecting images onto colored backgrounds. Green and pure black modes are supported.



Because of their Higher Security and Easier Operation, they are extremely user friendly.

■ PIN Lock and My Screen PIN Lock

PIN Lock protection limits the number of people who can use the projectors. My Screen PIN Lock allows a certain image to be used as the startup screen. Using a school name or company logo, for example, makes it clear who owns the projector to prevent misuse.



■ My Button

There are two user programmable buttons called My Buttons that can be set with any command in the Select menu, such as S-Video direct input, Picture Mode or Filter Reset. This gives you fast access to frequently used functions.



■ Quick Start and Shut Down

Startup is so fast that the image appears only four seconds after you turn the power on. And these projectors are able to shut down the main power during the cooling period.* So you spend less time waiting for startup and until you can put the unit away.

* Do not turn projector on again for one minute after shutdown. Neglect can shorten the lifetime of the lamp. During use and immediately after use, do not touch anywhere near the lamp and the vents as these parts are extremely hot.

■ Security Bar

The Security Bar allows the projectors to be attached via a heavy chain to prevent theft. A Kensington slot is also provided.



■ Input Source Naming

The name of any input source can be changed from the default name to one of your own choosing.



■ Resolution Preset and Custom Mode

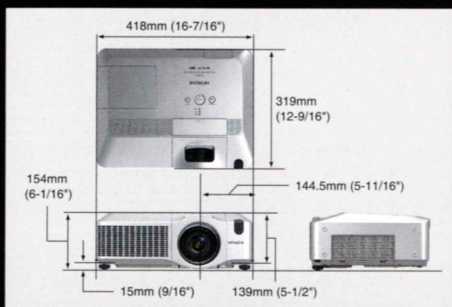
Using the Preset mode, special resolution and wide resolution images such as WXGA will be automatically re-sized and placed in the optimum position. The Custom mode can be used to set any desired resolution to obtain the perfect image.




Other Features

- IR Remote Control Frequency Switching
- Serial Number Label on Side (upside down for ceiling mounting)
- Remote Control with Laser Pointer

CP-X608/CP-X605 Dimensions



CP-X608/CP-X605 Terminals



* The USB storage (AUX I/O) terminal only supports USB storage devices. Compatibility with all USB storage devices is not guaranteed.

Optional Lenses (Bayonet type)

Option 1 Fixed Short Lens

FL-601 (LENS TYPE 2)
Lens shift position 1:1,
F = 2.3, f = 13mm,
Throw distance ratio = 1:0.8,
zoom: 1.0



Option 2 Short Lens

SL-602 (LENS TYPE 3)
F = 1.9-2.6, f = 20-32mm,
Throw distance ratio = 1:1.2-2.0,
zoom: 1.6




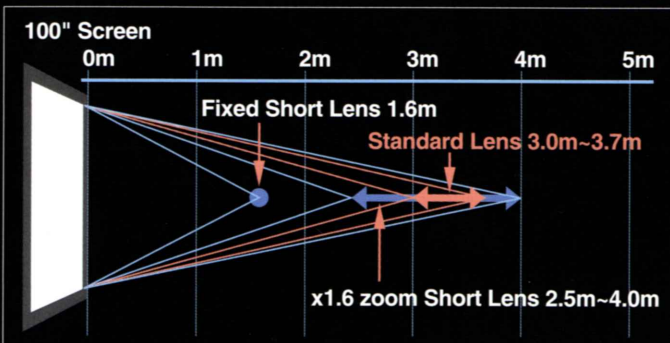
Option 3 Long Lens

LL-603 (LENS TYPE 4)
F = 2.1-2.9, f = 32-63mm,
Throw distance ratio = 1:2.0-3.9
zoom: 2.0



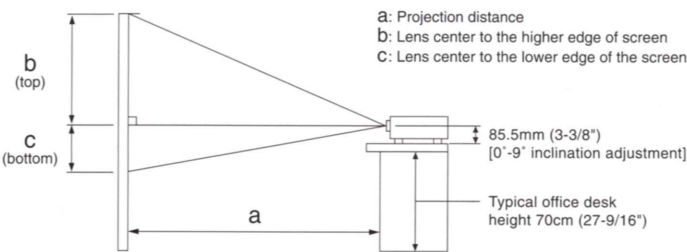
Option 4 Ultra Long Lens

UL-604 (LENS TYPE 5)
F = 2.2-3.1, f = 63-117mm,
Throw distance ratio = 1:3.9-7.4
zoom: 1.9



SPECIFICATIONS

	CP-X608	CP-X605
Model name	CP-X608	CP-X605
Liquid crystal panel structure	0.8" polysilicon active-matrix TFT x 3	0.8" polysilicon active-matrix TFT x 3
Number of pixels	786,432 pixels (V768 x H1,024)	786,432 pixels (V768 x H1,024)
Resolution	1,024 x 768 color pixels	1,024 x 768 color pixels
Lens	Manual zoom (F=1.7-2.1) 1:1.2	Manual zoom (F=1.7-2.1) 1:1.2
Lamp	285W UHB	285W UHB
Brightness	4,000 ANSI lumens	4,000 ANSI lumens
Contrast ratio	1000 : 1	1000 : 1
Speakers	4W x 4	4W x 4
Keystone correction	V/H Keystone	V/H Keystone
Power supply	AC100-120V/AC220-240V	AC100-120V/AC220-240V
Operating temperature	5-35°C (41-95°F)	5-35°C (41-95°F)
Input signals	RGB input VGA, SVGA, XGA, SXGA, SXGA+, UXGA, MAC16" Video input NTSC, NTSC4.43, PAL, SECAM, M-PAL, N-PAL, HDTV: 750p (720p), 1125i (1080i) SDTV: 525i (480i), 525p (480p), 625i (576i)	VGA, SVGA, XGA, SXGA, SXGA+, UXGA, MAC16" NTSC, NTSC4.43, PAL, SECAM, M-PAL, N-PAL, HDTV: 750p (720p), 1125i (1080i) SDTV: 525i (480i), 525p (480p), 625i (576i)
Input/output terminals	Video input S-Video: Jack x 1, Composite video: RCA jack x 1, Component video: RCA jack x 3 Audio input RCA jack x 2 (L/R), Stereo-mini jack x 2 RGB input Analog RGB: 15-pin Mini-Dsub x 2, M1-D (Digital RGB) x 1 Audio output Stereo-mini jack x 1 RGB output Analog RGB: 15-pin Mini-Dsub x 1 Control and mouse 9-pin Dsub x 1 for RS232C, M1-D (USB mouse function) x 1, RJ-45 (100BASE-TX) USB storage x 1 SD card slot x 1	S-Video: Jack x 1, Composite video: RCA jack x 1, Component video: RCA jack x 3 RCA jack x 2 (L/R), Stereo-mini jack x 2 Analog RGB: 15-pin Mini-Dsub x 2, M1-D (Digital RGB) x 1 Stereo-mini jack x 1 Analog RGB: 15-pin Mini-Dsub x 1 9-pin Dsub x 1 for RS232C, M1-D (USB mouse function) x 1, RJ-45 (100BASE-TX) - -
Agency certifications	UL60950-1/C-UL, FCC Part 15, Class B, AS/NZS CISPR22 Class B, CE, EN61000-3-2, EN61000-3-3, EN55022, EN55024, EN60950-1	UL60950-1/C-UL, FCC Part 15, Class B, AS/NZS CISPR22 Class B, CE, EN61000-3-2, EN61000-3-3, EN55022, EN55024, EN60950-1
Dimensions (WxHxD)	418 x 139 x 319mm (16-7/16" x 5-1/2" x 12-9/16") [excl. protruding part]	418 x 139 x 319mm (16-7/16" x 5-1/2" x 12-9/16") [excl. protruding part]
Weight	7.1kg (15.6 lbs.)	7.1kg (15.6 lbs.)
Standard accessories	RGB cable, Batteries, Power cord, Remote control, Security label, Wireless application software, SD wireless receiver, Safety instruction, 14-language user's manual, Lens cap, Rivet, Strap	RGB cable, Batteries, Power cord, Remote control, Security label, Safety instruction, 14-language user's manual, Lens cap, Rivet, Strap



Projection Distance of Standard Lens (LENS TYPE 1)

Screen Size (inch) [4:3 Screen]	a		b		c	
	min.	max.	1:1	9:1	1:1	9:1
30	0.9m (35")	1.1m (42")	23cm (9")	41cm (16")	23cm (9")	5cm (2")
40	1.2m (47")	1.4m (57")	30cm (12")	55cm (22")	30cm (12")	6cm (2")
60	1.8m (71")	2.2m (86")	46cm (18")	82cm (32")	46cm (18")	9cm (4")
70	2.1m (83")	2.6m (100")	53cm (21")	96cm (38")	53cm (21")	11cm (4")
80	2.4m (96")	2.9m (115")	61cm (24")	110cm (43")	61cm (24")	12cm (5")
90	2.7m (108")	3.3m (130")	69cm (27")	123cm (49")	69cm (27")	14cm (5")
100	3.0m (120")	3.7m (144")	76cm (30")	137cm (54")	76cm (30")	15cm (6")
120	3.7m (144")	4.4m (174")	91cm (36")	165cm (65")	91cm (36")	18cm (7")
150	4.6m (181")	5.5m (217")	114cm (45")	206cm (81")	114cm (45")	23cm (9")
200	6.1m (241")	7.4m (291")	152cm (60")	274cm (108")	152cm (60")	30cm (12")
250	7.7m (302")	9.2m (364")	191cm (75")	343cm (135")	191cm (75")	38cm (15")
300	9.2m (363")	11.1m (437")	229cm (90")	411cm (162")	229cm (90")	46cm (18")
350	10.8m (424")	13.0m (510")	267cm (105")	480cm (189")	267cm (105")	53cm (21")

OPTION LENSES

Projection Distance of Optional Lens 1 (Fixed Short Lens) FL-601 (LENS TYPE 2)

Screen Size (inch) [4:3 Screen]	a		b		c	
	min.	max.	1:1	10:0	1:1	10:0
40	0.6m (24")	1.6m (62")	30cm (12")	30cm (12")	0cm (0")	0cm (0")
60	0.9m (37")	2.4m (94")	46cm (18")	46cm (18")	0cm (0")	0cm (0")
70	1.1m (43")	2.8m (110")	53cm (21")	53cm (21")	0cm (0")	0cm (0")
80	1.3m (50")	3.2m (126")	61cm (24")	61cm (24")	0cm (0")	0cm (0")
90	1.4m (56")	3.6m (141")	69cm (27")	69cm (27")	0cm (0")	0cm (0")
100	1.6m (63")	4.0m (157")	76cm (30")	76cm (30")	0cm (0")	0cm (0")
120	1.9m (76")	4.8m (189")	91cm (36")	91cm (36")	0cm (0")	0cm (0")
150	2.4m (95")	6.1m (239")	114cm (45")	114cm (45")	0cm (0")	0cm (0")
200	3.3m (128")	8.1m (319")	152cm (60")	152cm (60")	0cm (0")	0cm (0")
250	4.1m (161")	10.2m (400")	191cm (75")	191cm (75")	0cm (0")	0cm (0")
300	4.9m (193")	12.2m (480")	229cm (90")	229cm (90")	0cm (0")	0cm (0")
350	5.7m (226")	14.2m (561")	267cm (105")	267cm (105")	0cm (0")	0cm (0")

Projection Distance of Optional Lens 3 (Long Lens) LL-603 (LENS TYPE 4)

Screen Size (inch) [4:3 Screen]	a		b		c	
	min.	max.	1:1	10:0	1:1	10:0
40	1.5m (60")	3.1m (122")	30cm (12")	61cm (24")	30cm (12")	0cm (0")
60	2.4m (93")	4.7m (185")	46cm (18")	91cm (36")	46cm (18")	0cm (0")
70	2.8m (109")	5.5m (216")	53cm (21")	107cm (42")	53cm (21")	0cm (0")
100	4.0m (157")	7.9m (311")	76cm (30")	152cm (60")	76cm (30")	0cm (0")
120	4.8m (190")	9.5m (374")	91cm (36")	183cm (72")	91cm (36")	0cm (0")
150	6.0m (238")	11.9m (468")	114cm (45")	229cm (90")	114cm (45")	0cm (0")
200	8.1m (319")	15.9m (626")	152cm (60")	305cm (120")	152cm (60")	0cm (0")
250	10.2m (400")	19.9m (783")	191cm (75")	381cm (150")	191cm (75")	0cm (0")
300	12.2m (480")	23.9m (941")	229cm (90")	457cm (180")	229cm (90")	0cm (0")
350	14.3m (561")	27.9m (1098")	267cm (105")	533cm (210")	267cm (105")	0cm (0")
400	16.3m (642")	31.9m (1256")	305cm (120")	610cm (240")	305cm (120")	0cm (0")
500	20.4m (803")	39.9m (1571")	381cm (150")	762cm (300")	381cm (150")	0cm (0")

Projection Distance of Optional Lens 2 (Short Lens) SL-602 (LENS TYPE 3)

Screen Size (inch) [4:3 Screen]	a		b		c	
	min.	max.	1:1	10:0	1:1	10:0
40	1.0m (38")	1.6m (62")	30cm (12")	61cm (24")	30cm (12")	0cm (0")
60	1.5m (58")	2.4m (94")	46cm (18")	91cm (36")	46cm (18")	0cm (0")
70	1.7m (68")	2.8m (110")	53cm (21")	107cm (42")	53cm (21")	0cm (0")
80	2.0m (78")	3.2m (126")	61cm (24")	122cm (48")	61cm (24")	0cm (0")
90	2.2m (88")	3.6m (141")	69cm (27")	137cm (54")	69cm (27")	0cm (0")
100	2.5m (98")	4.0m (157")	76cm (30")	152cm (60")	76cm (30")	0cm (0")
120	3.0m (118")	4.8m (189")	91cm (36")	183cm (72")	91cm (36")	0cm (0")
150	3.8m (148")	6.1m (239")	114cm (45")	229cm (90")	114cm (45")	0cm (0")
200	5.0m (199")	8.1m (319")	152cm (60")	305cm (120")	152cm (60")	0cm (0")
250	6.3m (249")	10.2m (400")	191cm (75")	381cm (150")	191cm (75")	0cm (0")
300	7.6m (299")	12.2m (480")	229cm (90")	457cm (180")	229cm (90")	0cm (0")
350	8.9m (349")	14.2m (561")	267cm (105")	533cm (210")	267cm (105")	0cm (0")

Projection Distance of Optional Lens 4 (Ultra Long Lens) UL-604 (LENS TYPE 5)

Screen Size (inch) [4:3 Screen]	a		b		c	
	min.	max.	1:1	10:0	1:1	10:0
40	3.1m (121")	6.0m (235")	30cm (12")	61cm (24")	30cm (12")	0cm (0")
60	4.7m (184")	9.0m (355")	46cm (18")	91cm (36")	46cm (18")	0cm (0")
70	5.5m (215")	10.5m (415")	53cm (21")	107cm (42")	53cm (21")	0cm (0")
100	7.9m (310")	15.1m (595")	76cm (30")	152cm (60")	76cm (30")	0cm (0")
120	9.5m (373")	18.2m (716")	91cm (36")	183cm (72")	91cm (36")	0cm (0")
150	11.9m (467")	22.8m (896")	114cm (45")	229cm (90")	114cm (45")	0cm (0")
200	15.9m (625")	30.4m (1196")	152cm (60")	305cm (120")	152cm (60")	0cm (0")
250	19.9m (782")	38.0m (1497")	191cm (75")	381cm (150")	191cm (75")	0cm (0")
300	23.9m (939")	45.6m (1797")	229cm (90")	457cm (180")	229cm (90")	0cm (0")
350	27.9m (1097")	53.3m (2097")	267cm (105")	533cm (210")	267cm (105")	0cm (0")
400	31.9m (1254")	60.9m (2398")	305cm (120")	610cm (240")	305cm (120")	0cm (0")
500	39.9m (1569")	76.2m (2999")	381cm (150")	762cm (300")	381cm (150")	0cm (0")

• Design and specifications are subject to change without notice.

- The comparison photos in this catalog are simulations.
- LCD panels, polarizers and other optical components and cooling fans may need replacement after prolonged usage. For more details, please consult a Hitachi sales representative.
- Do not use in places where there is a lot of water, dampness, steam, dust, soot or tobacco smoke. This may result in fire or malfunction.
- Optical components (lamp, LCD panel, polarizing plate, PBS [polarizer beam splitter], contrast-up film) have limited service lives. They must be repaired or replaced if they are used for a long period of time.
- These projectors use a mercury lamp with high internal pressure. Because of its properties, this lamp may burst with a loud noise or burn out if struck or after it has been used for a period of time. The time until it bursts or burns out varies greatly according to differences between lamps and usage conditions. Turning the lamp's power on and off frequently shortens its service life.
- Optical components other than the lamp: If the projector is used for six hours or more per day, they may need to be replaced in less than a year.
- LCD panel: If the projector is used continuously for six hours or more, its replacement cycle may be shortened.



HITACHI

Hitachi America, Ltd. Digital Media Division

Hitachi Plaza 2000 Sierra Point Parkway, Brisbane, CA 94005-1835, U.S.A. Tel: +1-800-HITACHI Fax: +1-650-244-7776 www.hitachi.us/digitalmedia

Hitachi Canada Ltd.

2495 Meadowpine Blvd. Mississauga, Ontario L5N6C3, Canada Tel: +1-905-821-4545 Fax: +1-905-821-1011 www.hitachi.ca

Hitachi Home Electronics Asia (S) Pte. Ltd.

438A Alexandra Road #01-01/02/03, Alexandra Technopark, Singapore 119967 Tel: +65-6536-2520 Fax: +65-6536-2521 www.hitachimultimedia.com.sg

Hitachi Sales (Malaysia) Sdn. Berhad (11543-V)

Lot 12, Jalan Kemajuan, Bangi Industrial Estate, 43650 Bandar Baru Bangi, Selangor Darul Ehsan, Malaysia. Tel: +60-3-8926-4168 Fax: +60-3-8926-3013 www.hitachiconsumer.com.my

Hitachi Sales (Thailand), Ltd.

994 Soi Thonglor, Sukhumvit 55 Road, Klongtonna, Vadhana Bangkok 10110, Thailand Tel: +66-2381-8381-98 Fax: +66-2381-0210/2381-0021

Hitachi (Hong Kong), Ltd.

18th Floor, Ever Gain Centre, 28 On Muk Street, Shatin, N.T., Hong Kong Tel: +852-2113-8883 Fax: +852-2780-4178 www.hitachi-hk.com.hk

Hitachi Sales Corp. of Taiwan

2nd Floor, No.65, Nanking East Road, Section 3, Taipei, Taiwan Tel: +886-2-2516-0500 Fax: +886-2-2516-1501

Hitachi Australia Ltd.

Level 3, 82 Waterloo Road, North Ryde, NSW 2113, Australia Tel: +61-2-9888-4100 Fax: +61-2-9888-4188 www.hitachi.com.au

Hitachi Europe Ltd.

Whitebrook Park, Lower Cookham Road, Maidenhead, Berkshire, SL6 8YA, UK Tel: +44-1628-643000 Fax: +44-1628-643404 www.hitachidigitalmedia.com